



2016-2017

Report to the Faculty Senate

Michael Sagas

UF Faculty Athletics Representative

Member, Intercollegiate Athletics Committee (IAC)

Professor and Chair

Department of Tourism, Recreation and Sport Management

FAR@aa.ufl.edu

April 20, 2017

Mission Statement from <http://iac.aa.ufl.edu/>

The Intercollegiate Athletic Committee (IAC) is a faculty committee appointed by the President to provide oversight and recommend policies related to academic issues affecting or affected by intercollegiate athletics. The IAC Mission Statement is to:

- Recommend policy changes related to academic issues affecting or affected by intercollegiate athletics
- Monitoring of admissions and academic progress of all student-athletes
- Monitoring changes in NCAA and SEC rules and procedures relative to academic programs and progress
- Reviewing with the UAA compliance officer the institution's compliance program
- Receive, review and advise on various reports related to student athlete academic wellbeing (such as admissions, academic progress or others as identified by the committee or UAA)
- Report to the faculty on issues related to intercollegiate athletics via the University Senate at least once per year
- Make additional recommendations to the President on any other matters related to academic issues affecting or affected by intercollegiate athletics

Intercollegiate Athletics Committee (IAC)

Presidential Committee

Membership

7 Faculty Members, 5 Admin, 2 Students, 4 UAA Liaisons

Andy McCollough (Chair)

Frank Bova

Kara Dawson

Mike Katovich

John Banko

Daniel Herman

Michael Sagas (FAR)

Al Wysocki

Victoria Pagan-Wolpert

Melissa Orth Joe Glover

David Parrott Angela Linder

Ryan O'Hara

Shainah Joseph (VB)

Keith Carodine

Scott Stricklin

Jamie McCloskey

Lynda Tealer

Intercollegiate Athletics Committee (IAC)

2015-16 Meetings

Meetings

- September 7, 2016
- November 9, 2016
- February 1, 2017
- April 12, 2017

Minutes

- <http://iac.aa.ufl.edu/>

Intercollegiate Athletics Committee (IAC)

2016-17 Accomplishments

- **Interviewed** Coach White
- Summer working groups to **study** Predictive Index, Academic Support Services, and Academic Incentives for Coaches
- Enhanced the interactive **data dashboard and website**
- Reviewed latest **APR and GSR data and trends**
- Completed and reviewed annual **Tutor Survey** of student-athletes
- Created ad hoc committee to assess **Faculty Perceptions of Athletics and Athletes at UF**
- Completed and analyzed **exit interviews** with graduating student-athletes
 - ✓ Spring 2016 and Fall 2016 Completed

Intercollegiate Athletics Committee (IAC)

Presentation to Senate

1. Data Collection and Monitoring
2. Data on IAC Website
3. Faculty and Staff Perceptions of Athletics

IAC Data Collection and Monitoring

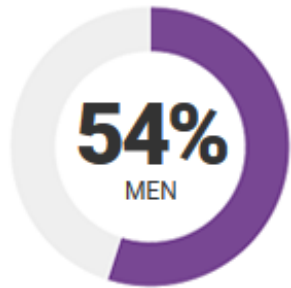
NCAA Institutional Performance Program

- Demographics
- Graduation Success Rate
- Academic Progress Rate

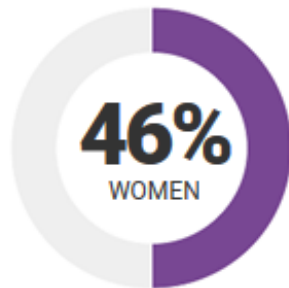




By Gender

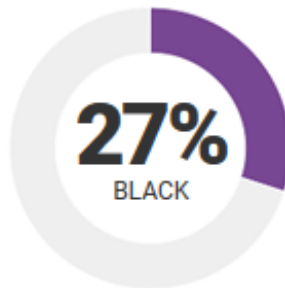


364 Student-Athletes

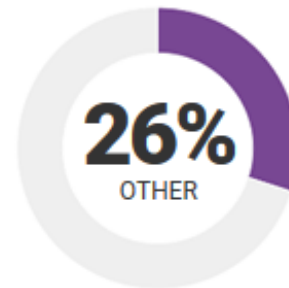


309 Student-Athletes

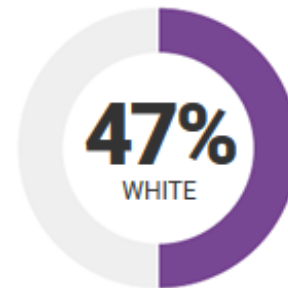
By Ethnicity



184 Student-Athletes



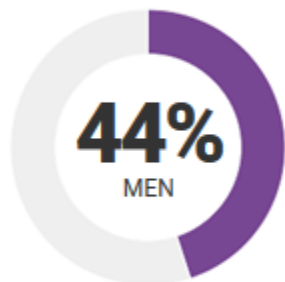
174 Student-Athletes



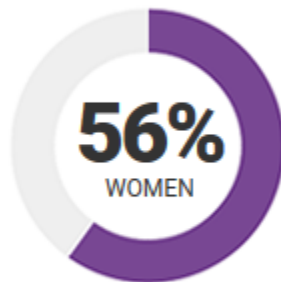
315 Student-Athletes

UF

By Gender

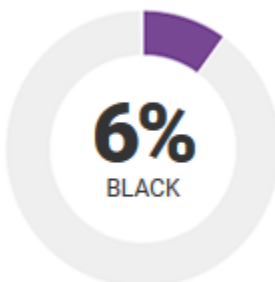


13,227 Students

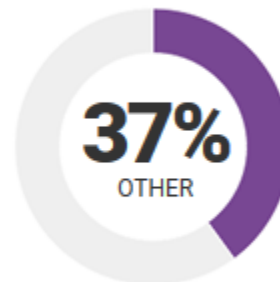


16,941 Students

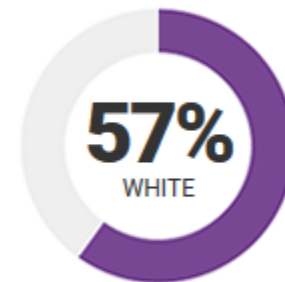
By Ethnicity



1,903 Students



11,179 Students



17,086 Students

IAC Data Collection

Graduation Success Rate (GSR)

GSR

- Measures six year graduation rates at Division I institutions
- Includes transfers
- Excludes student-athletes who leave their institutions so long as they would have been academically eligible to compete had they remained
- The NCAA does not impose penalties for teams with low graduation rates



Peer Group Comparisons

Public Institutions



Peer Publics

California, UCLA, Illinois, Maryland, Michigan, Minnesota, North Carolina, Ohio St., Penn St., Texas A&M, Texas, Virginia, Washington


IPP

 INSTITUTIONAL
PERFORMANCE
PROGRAM

GSR Single Year



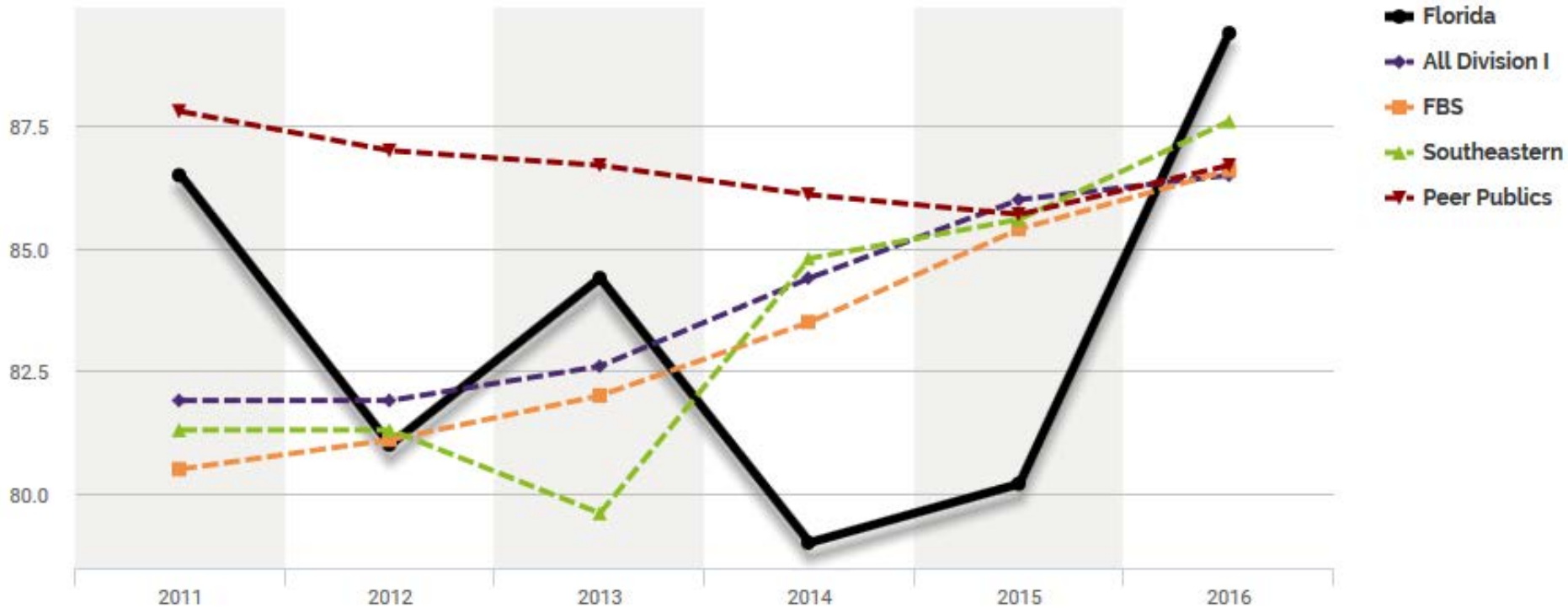
	2011	2012	2013	2014	2015	2016
MBA - Baseball	88.9	83.3	83.3	50.0	100.0	100.0
MBB - Men's Basketball	-	0.0	100.0	100.0	50.0	100.0
MFB - Football	92.3	69.2	80.0	82.4	76.9	81.8
MGO - Men's Golf	100.0	80.0	100.0	100.0	50.0	100.0
MOT - Men's Other	-	-	-	-	-	-
MSW - Men's Swimming	72.7	83.3	50.0	100.0	56.3	42.9
MTE - Men's Tennis	100.0	50.0	100.0	66.7	100.0	100.0
MTR - Men's Track	66.7	73.3	77.8	66.7	66.7	70.0
WBB - Women's Basketball	100.0	100.0	100.0	100.0	100.0	100.0
WGO - Women's Golf	80.0	100.0	100.0	50.0	100.0	100.0
WGY - Women's Gymnastics	75.0	100.0	100.0	50.0	100.0	100.0
WLA - Women's Lacrosse	-	-	-	100.0	100.0	100.0
WOT - Women's Other	-	-	-	-	-	-
WSB - Softball	100.0	100.0	100.0	100.0	100.0	100.0
WSO - Women's Soccer	87.5	75.0	100.0	100.0	100.0	100.0
WSW - Women's Swimming	87.5	87.5	90.0	40.0	81.3	100.0
WTE - Women's Tennis	100.0	-	50.0	100.0	66.7	100.0
WTR - Women's Track	92.3	100.0	100.0	83.3	100.0	90.9
WVB - Women's Volleyball	100.0	100.0	-	75.0	75.0	100.0

89.4%



2009 Cohort

Single Year Graduation Success Rate

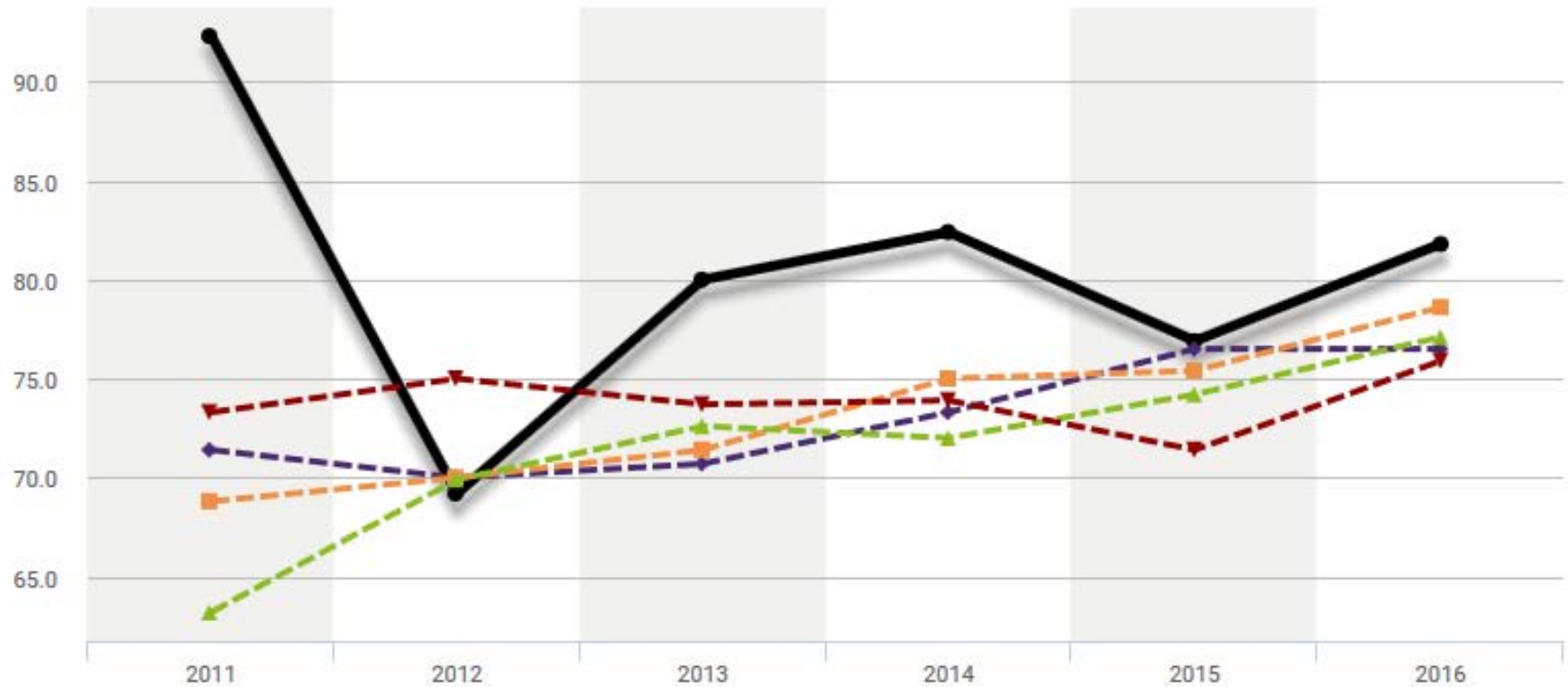


81.8%



2009 Cohort

Single Year Graduation Success Rate



IAC Data Collection

Academic Progress Rate (APR)

APR

- Each student-athlete receiving athletically related financial aid earns:
 - One retention point for staying in school
 - One eligibility point for being academically eligible
- A team's total points are divided by points possible and then multiplied by one thousand
- Teams with low APR values face sanctions from the NCAA
 - Minimum multiyear APR is 930
 - New NCAA Revenue Share Model for Academics- 985 or higher

DI to distribute revenue based on academics

New model to allow schools with higher graduation rates, academic success to qualify for more funds

October 27, 2016 12:36pm | By Michelle Brutlag Hosick

For the first time, a portion of Division I revenue will be distributed to member schools based on the academic achievement of student-athletes. The change, approved by both the Division I Board of Directors and the NCAA Board of Governors, will begin with the 2019-20 academic year.

GSR 90%
APR 985

Top 66.3%

Each school can earn one academic achievement unit per year if its student-athletes meet at least one of the following requirements:

- Earn an overall, single-year, all-sport Academic Progress Rate of 985 or higher.
- Earn an overall all-sport Graduation Success Rate of 90 percent or higher.
- Earn a federal graduation rate that is at least 13 percentage points higher than the federal graduation rate of the student body at that school.

GROWTH IN THE NEW ACADEMIC DISTRIBUTION PER SCHOOL

The size of the academic distribution could grow as projected below. The graph is based on approximately 228 schools per year qualifying for the academic distribution. The size of the unit would vary depending on how many schools qualify in a given year, projected to be about 66.3 percent of all Division I schools per year.



Academic Progress Rate

Example on how to earn a 985 or higher

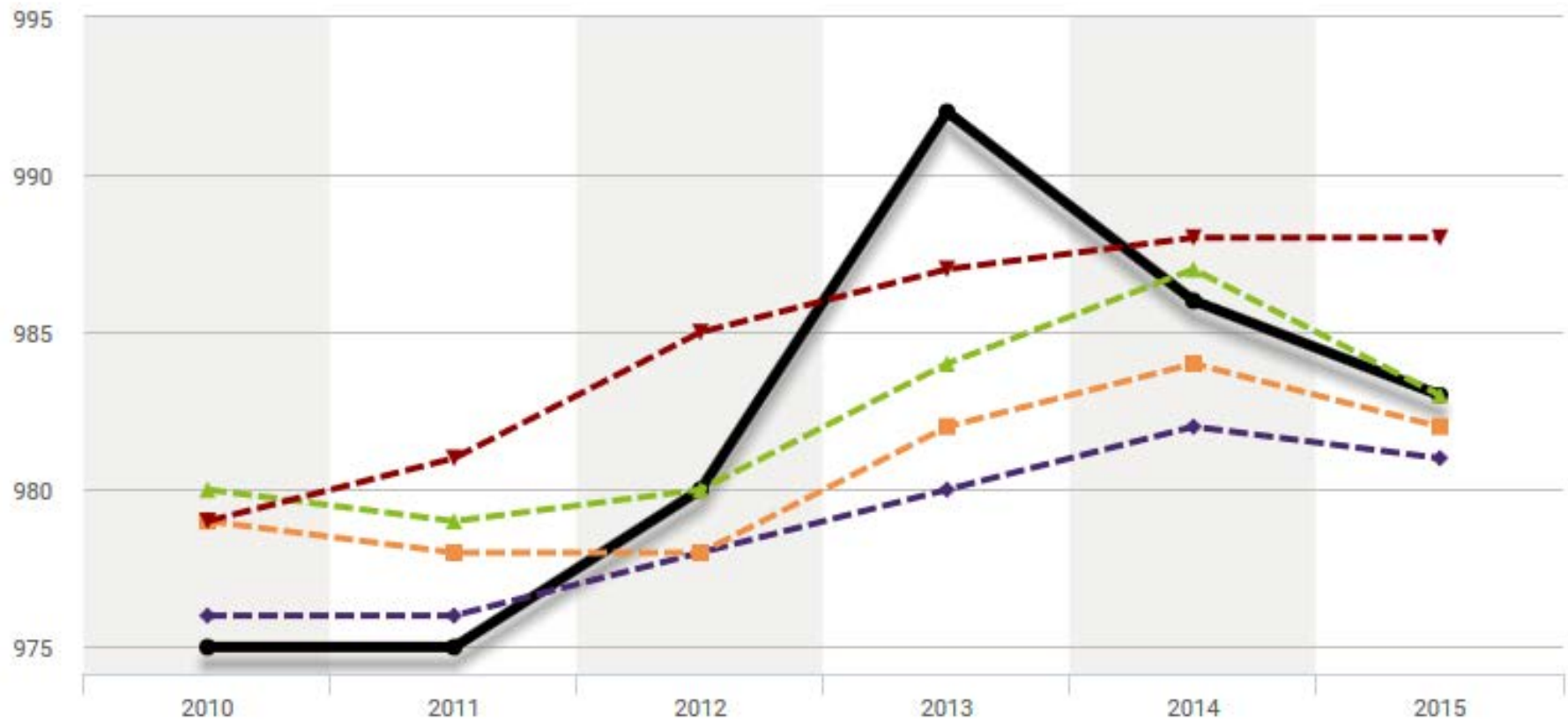
- A Division I Football Bowl Subdivision team awards 85 scholarships
 - 170 POINTS POSSIBLE
- If 82 student-athletes remain in school and academically eligible
 - EARN 164 POINTS
- 3 remain in school but are academically ineligible
 - EARN 3 POINTS
- 1 drops out academically ineligible
 - EARN 0 POINTS
- The team earns 167 of 170 possible points for that term.
- Divide 167 by 170 and multiply by 1,000 to determine that the team's Academic Progress Rate for that term is **982**.

170	1000
169	994
168	988
167	982
166	976
165	971
164	965
.	.
.	.
159	935
158	929
157	924

983



Single Year Academic Progress Rate (APR)

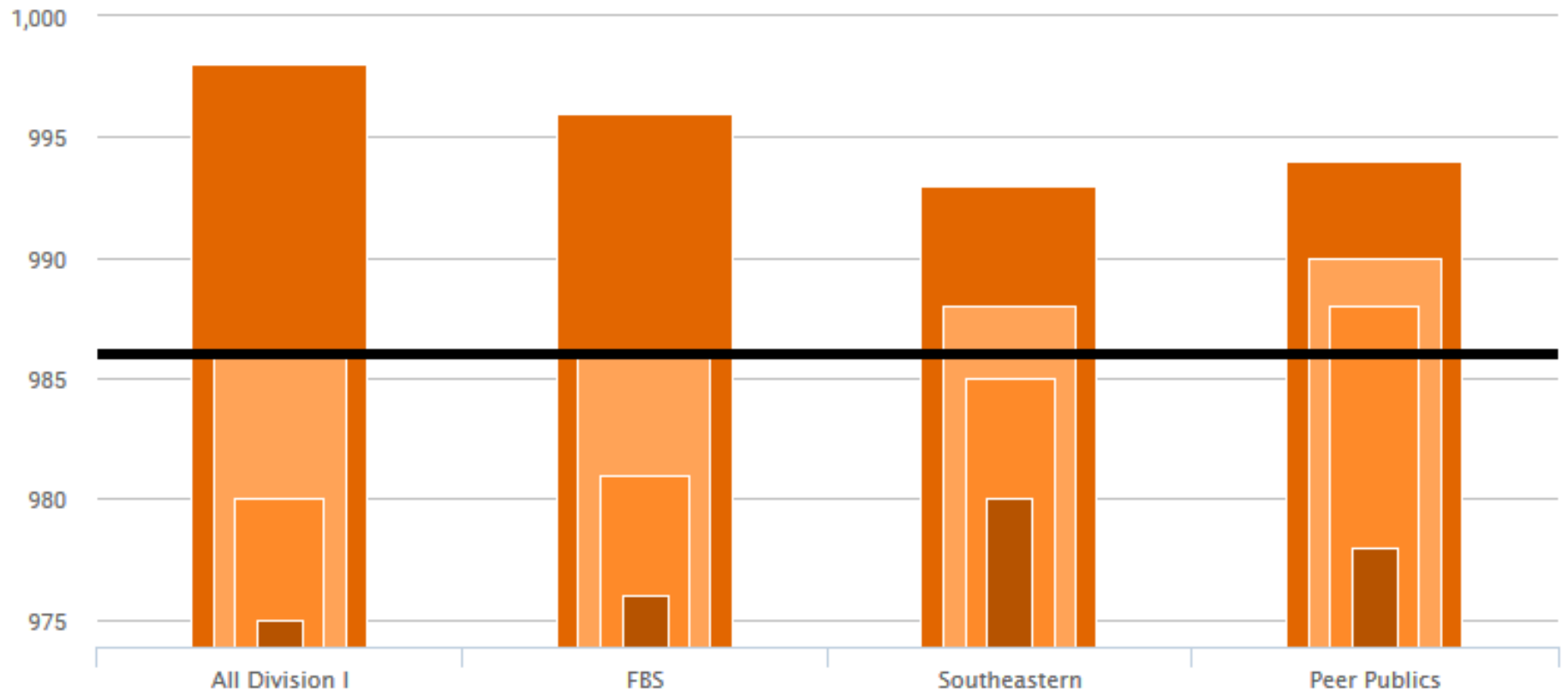


986



GSR 90%
APR 985
Top 66.3%

Multiyear Academic Progress Rate (APR)



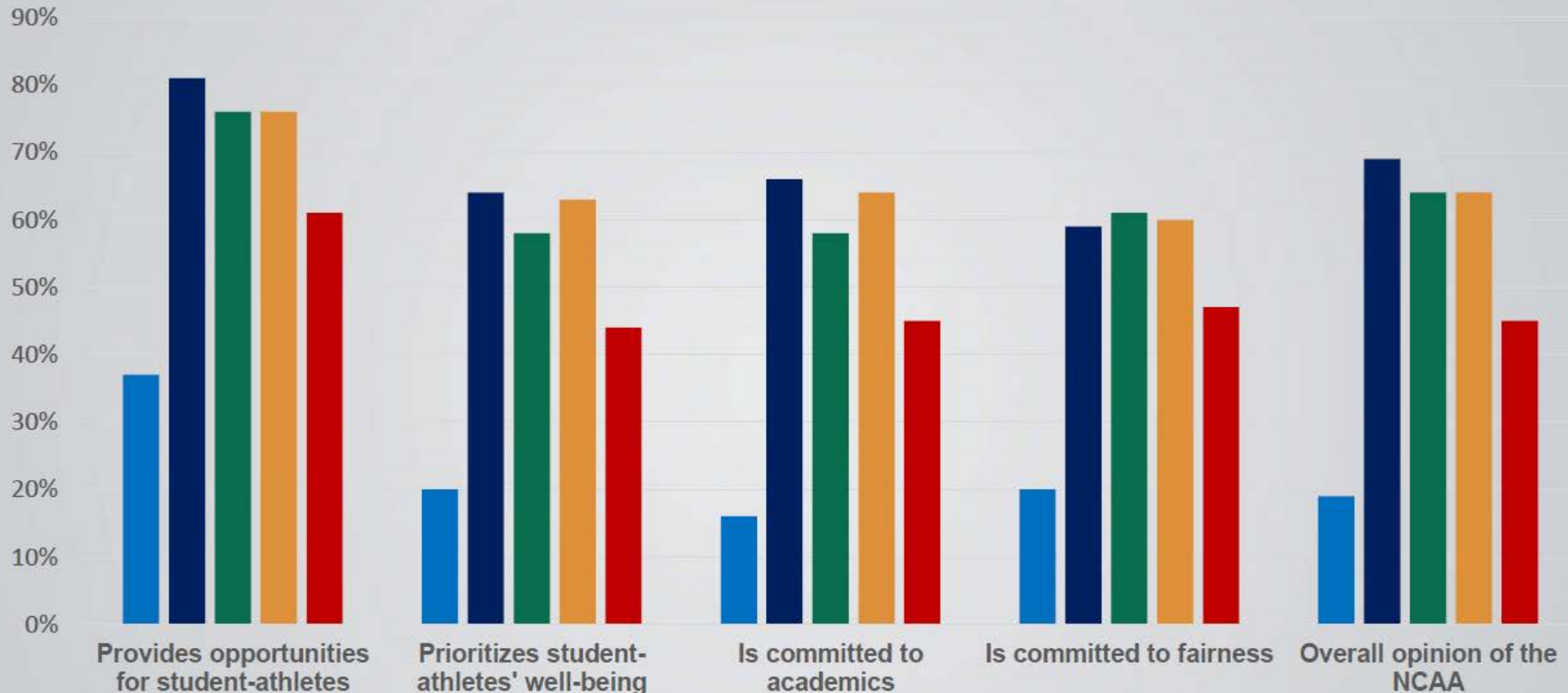
2. IAC Data on Website

Out of the **567** student athletes at the University of Florida, **303** of them have declared majors in **58** different fields of study. Below is a visualization of the top 10 majors declared by all University of Florida student athletes.



3. Faculty and Staff Perceptions of Athletics

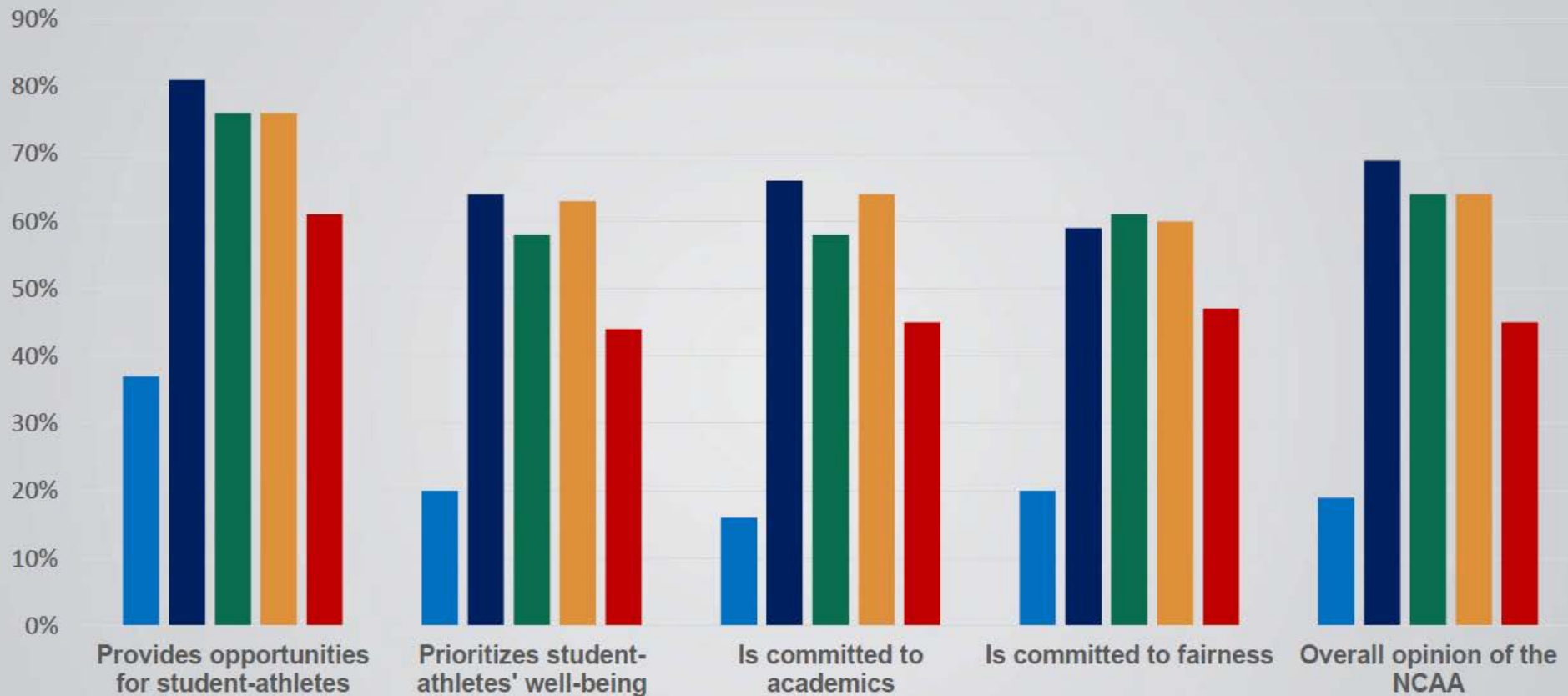
Perceptions of college sports



Conducted September 2016

NCAA

Perceptions of college sports



College faculty & employees N=584

Students N=208

Influencers N=232

College affinity N=126

General population N=462

■ College faculty & employees N=584

Association of 10 Attributes with NCAA by College Employees

■ Top 3 Boxes

Is committed to academics

16%

Is mainly motivated by making money

50%

Faculty and Academic Staff Perceptions of UF Athletics

UF Colleagues:

The IAC is the UF faculty and staff committee appointed by President Fuchs to provide oversight and recommend policy changes related to academic issues affecting or affected by intercollegiate athletics. To meet the charge to our committee, we regularly collect and analyze insights on various aspects of the student-athlete experience on campus. This academic year the IAC appointed an ad hoc committee to begin to understand the perceptions held by UF faculty and staff of athletics and athletes at UF.

Thank you for agreeing to participate in our interview or focus group as part of the perceptions evaluation. In advance of the interview, we would like to also gather some descriptive information about you and some of your perceptions of athletics on our campus.

These questions, along with the information you share during the interview, are being collected confidentially and we wholly guarantee that the identity of all of our participants will not be shared, or associated with any specific comment or insight that is provide.

Thank you,

IAC Ad Hoc Committee on Faculty Perceptions of Athletics

Michael Sagas (HHP), Victoria Pagan (CLAS), and Frank Bova (COM)

UF Faculty and Staff Perceptions of Gator Athletes and the UAA

Summer of 2017- Fall of 2017

Objective: The objective of the subcommittee is to establish an open and honest dialogue with UF faculty and staff regarding their knowledge and perceptions of the UAA, Gator student-athletes, and college sports in general. The information gained from the discussions will be used to begin to bridge any knowledge gaps regarding the intersection of athletics and academics at UF.

How: The subcommittee will conduct 8 focus groups: 4 with faculty, 2 with teaching assistants, and 2 with academic staff. Several semi-structured interviews will also be conducted with UF faculty members, teaching assistants, and academic staff (who are not willing or available to participate in a focus group).

1. What do you think the primary mission of ATHLETICS is on our campus?

4. How would you describe the relationship that exists between the UAA and academic personnel (including faculty and staff) on campus?

Contact Information

<http://iac.aa.ufl.edu/>

To reach the IAC Chair:

IAC@aa.ufl.edu

To reach the FAR:

FAR@aa.ufl.edu

The success of this mission is highly dependent on information sharing between faculty, student athletes, and the Athletic Association. We encourage all interested parties to use this website and the related email address, IAC@aa.ufl.edu as a conduit for information, suggestions, questions and answers about the critical academic/athletic nexus.